

FlexSwitch® 10GRPoE+/Sx

Unmanaged 16 or 24 Port PoE/PoE+ 10Gigabit Ethernet Switch

The FlexSwitch 10GRPoE+/Sx is an unmanaged PoE/PoE+ Ethernet switch that features two 1/10G SFP/SFP+ or multi-gigabit/multi-rate RJ-45 uplink ports and sixteen or twenty-four 10/100/1000 PoE/PoE+ RJ-45 copper ports. This layer 2 switch is ideal for transmitting power and data to IP cameras, wireless access points, VoIP phones, surveillance systems, or other PoE powered devices.

Configurations include sixteen 10/100/1000 PoE/PoE+ RJ-45 user ports and eight 10/100/1000 RJ-45 user ports or twenty-four 10/100/1000 PoE/PoE+ RJ-45 user ports. Both models provide full PoE+ power simultaneously to all PoE/PoE+ RJ-45 user ports.

The RJ-45 uplink ports support multi-gigabit/multi-rate speeds of 100Mbps, 1Gbps, 2.5Gbps, 5Gbps and 10Gbps.

The switch supports Dual Device mode, Directed Switch mode and Redundant Uplinks.

Dual Device mode enables the switch to operate as two independent and isolated switches. In Dual Device mode, the switch provides separate and independent traffic paths, each supporting one uplink port and twelve user ports.

Directed Switch mode directs multicast traffic (such as video) only to the appropriate uplink port, preventing the multicast video traffic from flooding other network ports.

Redundant fiber or copper uplinks provide protection and restoration for critical applications. In the event of a failure on the primary uplink port, the switch will failover to the secondary uplink port.


For daisy-chain applications, the second uplink port can be used to cascade multiple switches.

The mode of operation is configured using easily accessible DIP-switches. Each DIP-switch function is labeled on the front of the FlexSwitch for ease of identification and use. A bar LED provides a visual PoE power availability indicator on the front of the switch.

The switches feature Small Form Pluggable (SFP) transceiver receptacle ports supporting a variety of copper and fiber transceivers. It supports multi-gigabit copper transceivers and 1G and 10G fiber transceivers in standard, CWDM and DWDM wavelengths.

The switches features a PoE power reset function that enables the attached PD device, such as a camera or access point, to be re-initialized remotely.

An alarm relay is available to detect the status of the input power to the switch. The relay contact can be configured for normally open or normally closed operation. One alarm input is available for detecting external events such as door open or closed.



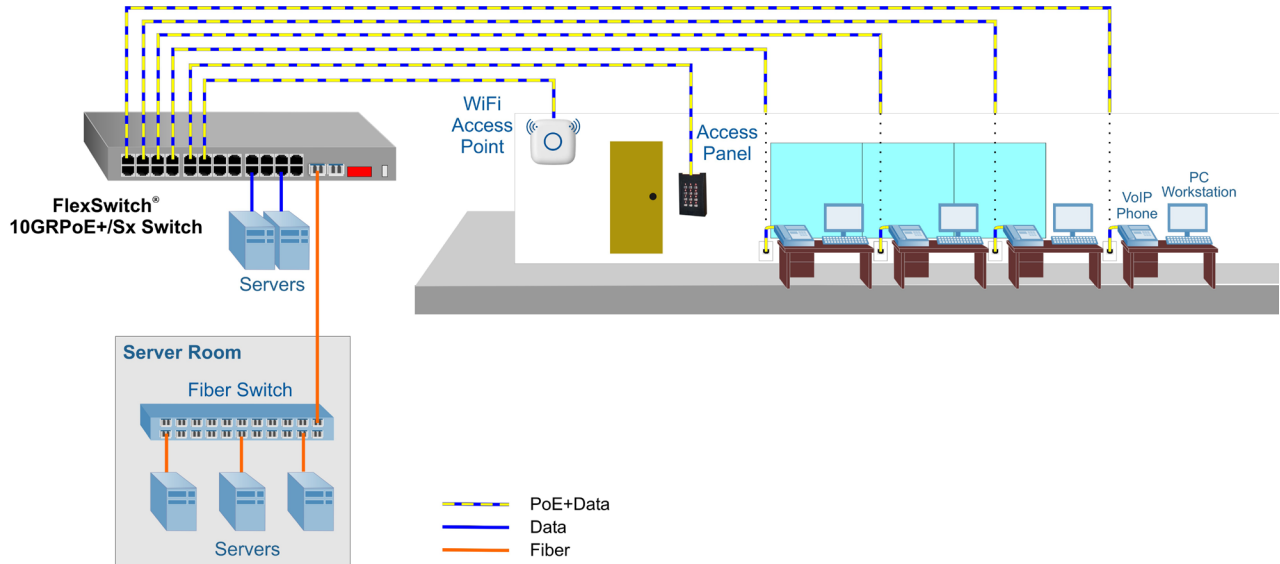
KEY FEATURES

- 19" Rack-Mounted Unmanaged 16 or 24 port PoE/PoE+ Ethernet switch
- Dual Device mode for operating as two separate switches
- Directed Switch mode prevents flooding of multicast video traffic
- Configurable PoE Power Reset
- Uplink redundancy
- Two SFP/SFP+ transceiver uplink ports or multi-gigabit/multi-rate copper ports
- 1/10G SFP/SFP+ standard/CWDM/DWDM fiber transceiver uplink ports
- SFP/SFP+ uplink ports support copper and fiber transceivers
- Multi-gigabit/multi-rate RJ-45 uplink ports support speeds of 100Mbps, 1Gbps, 2.5Gbps, 5Gbps and 10Gbps
- Sixteen PoE/PoE+ RJ-45 user ports and eight RJ-45 user ports or twenty-four PoE/PoE+ RJ-45 user ports
- Provides full 30 watts of power simultaneously to all RJ-45 user ports
- Alarm contacts and sensors
- Internal AC to DC Power Supply or DC terminal connector
- Commercial (0° to 50°C), wide (-40° to 60°C) and extended (-40° to 75°C) operating temperature ranges
- TAA, BAA and NDAA compliant, and Made in the USA
- Free 24/7/365 Technical Support

APPLICATIONS

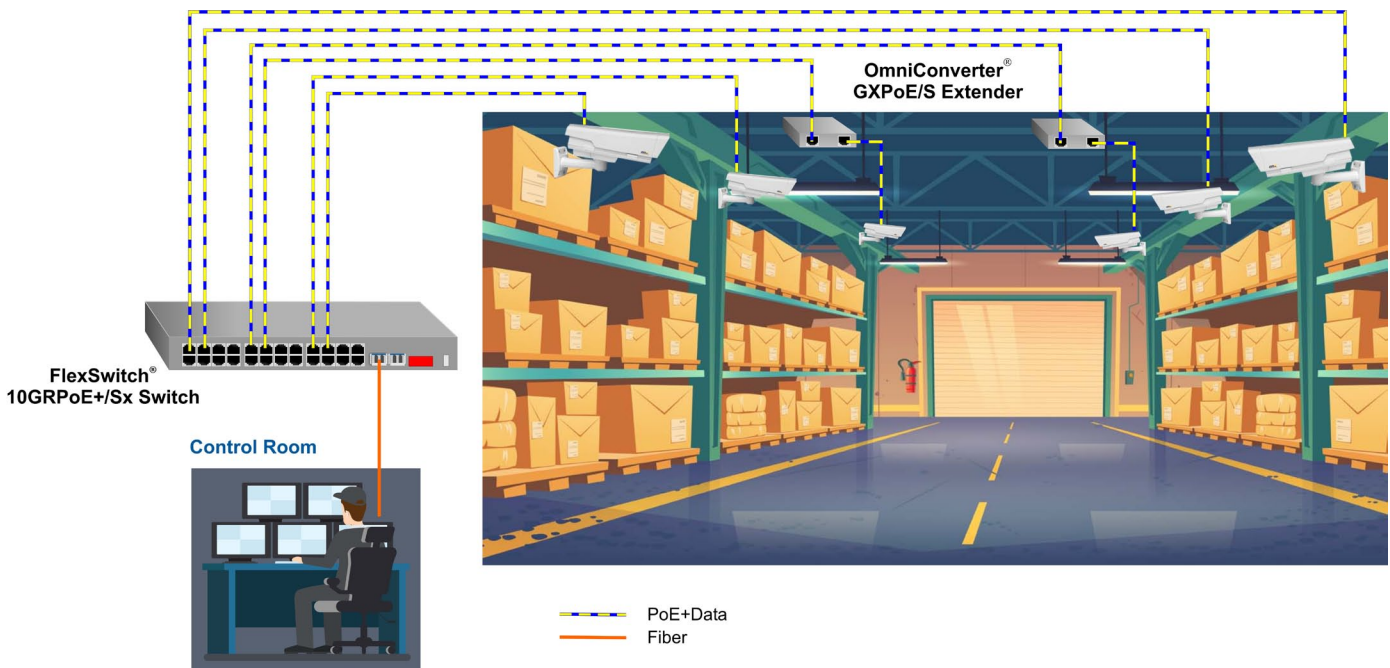
Office Application

In this application example, a FlexSwitch 10GRPoE+/Sx Power over Ethernet switch is providing connectivity to multiple VoIP phones and Workstations in an office environment. The switch is also powering a WiFi access point and digital door access panel. The FlexSwitch 10GRPoE+/Sx is providing full PoE+ power to each Power Device in the office. Local and remote servers are connected either directly to the switch or connected via fiber to the Server Room.



Warehouse Application

In this application, the FlexSwitch 10GRPoE+/Sx switch is powering multiple cameras in a warehouse. The switch is configured for Directed Switch Mode to prevent the multicast video traffic from flooding other network ports. OmniConverter GXPoE/S PoE Extenders are used to increase the distance range to connect cameras outside the 100 meters distance limitation. Multiple extenders can be daisy chained to increase the distance, if necessary. The cameras are connected to the Control Room via a 10G fiber uplink.



SPECIFICATIONS

Description	FlexSwitch 10GRPoE+/Sx Unmanaged IEEE 802.3at 10Gigabit Ethernet Switch with Multi-Gigabit/Multi-Rate Uplink Ports	
Standard Compliances	IEEE 802.3, IEEE 802.3af (15.40 watts), IEEE 802.3at (30 watts)	
Regulatory Compliances (*Pending)	<p>Safety*: UL 62368-1, UL 60950-1, IEC 62368-1, IEC 60950-1, EN 62368-1, EN 60950-1, CAN/CSA C22.2 No. 62368-1-14, CAN/CSA C22.2 No. 60950-1, CE Mark, UKCA</p> <p>EMC: EN 55032/24 CE Emissions/Immunity, IEC 61000-6-4 Industrial Emissions, IEC 61000-6-2 Industrial Immunity</p> <p>EMI: CISPR 32, FCC 47 Part 15 Subpart B Class A</p> <p>EMS: IEC 61000-4-2 ESD: Contact: 6 kV; Air: 8 kV, IEC 61000-4-3 RS: 80 MHz to 1 GHz: 10 V/m, IEC 61000-4-4 EFT: Power: 2 kV; Signal: 1 kV (DC models), IEC 61000-4-4 EFT: Power: 1 kV; Signal: 1 kV (AC models), IEC 61000-4-5 Surge: Power: 2 kV; Signal: 2 kV (DC models), IEC 61000-4-5 Surge: Power: 1 kV Line/Line; 2 kV Line/Gnd; Signal: 2 kV (AC models), IEC 61000-4-6 CS: Signal: 10 V, IEC 61000-4-8 (Magnetic Field) 30A/m, IEC 61000-4-11 (Voltage Dips, interrupts)</p> <p>IP Rating: IP20 Protection ACT: TAA, BAA, NDA</p>	
Environmental	REACH, RoHS and WEEE	
PoE Modes	IEEE Alternate A (Alt A)	
Frame Size	Up to 10,240 bytes	
Port Types	<p>Copper: 100/1000BASE-T, 2.5GBASE-T/5GBASE-T/10GBASE-T (RJ-45 Uplink Ports) 10/100/1000BASE-T (RJ-45 User Ports)</p> <p>SFP/SFP+: 10GBASE-X Fiber Transceivers, 10GBASE-T Copper Transceivers 1000BASE-X Fiber Transceivers, 1000BASE-T Copper Transceivers 10/100/1000BASE-T SGMII Copper Transceivers</p>	
Cable Types	<p>Copper: RJ-45 User Ports EIA/TIA 568A/B, Cat 5 UTP and higher RJ-45 Uplink Ports 10BASE-T: Cat 3, 4, 5, 5e, 6, 6A 100BASE-TX: Cat 5e, 6, 6A 1G/2.5G: 4-pair Cat 5e, 6, 6A, 7 5G: 4-pair Cat 6, 6A, 7 10G: 4-pair Cat 6A, 7</p> <p>Fiber: Multimode: 50/125, 62.5/125µm Single-mode: 9/125µm</p>	
AC Power Requirements (Internal AC Power Supply)	100 - 240VAC/50 - 60Hz 12.8A max at 115VAC, 6.4A max at 230VAC IEC 320 Socket	
DC Power Requirements (Models with DC Terminals)	16 PoE/PoE+ and 8 10/100/100 RJ-45 Ports: +46 to +57VDC; 9.38A @ 56VDC 4 Pin Terminal (isolated)	24 PoE/PoE+ RJ-45 Ports: +46 to +57VDC; 13.86A @ 56VDC 4 Pin Terminal (isolated)
Alarm Contact (Output)	2 form C Relay for Normally Open and Normally Closed Operation 110VDC/125VAC Maximum Voltage, 2A Maximum Current	
Alarm Sensor (Input)	2.0ma @ 3.3VDC Closure Detection	
Dimensions (W x D x H)	17.375" x 14" x 1.75" (441.3 mm x 355.6 mm x 44.45 mm)	
Weight	9.8 lbs. (4899 grams)	10.8 lbs. (4445 grams)
Operating Temperature	Commercial: 0 to 50°C Wide: -40 to 60°C (-20°C AC cold start) Extended: -40 to 75°C Storage: -40 to 80°C	
Humidity	5 to 95% (non-condensing)	
Altitude	-100m to 4,000m (operational)	
MTBF (hours)	AC Model: 36,600 (24-port); 42,100 (16+8) DC Model: 68,500	
Warranty	5 year product warranty with 24/7/365 free Technical Support	

ORDERING INFORMATION

Base Part Number 6915-xy-ppt

Step 1: Choose the Type of Uplink Port (6915-xy-ppt)

0 = 2 x SFP/SFP+ Uplink Ports
1 = 2 x 100/1G/2.5G/5G/10G RJ-45 Uplink Ports*

Step 2: Choose the Number of PoE/PoE+ Ports (6915-xy-ppt)

0 = 24 10/100/1000 RJ-45 PoE/PoE+ Ports
1 = 16 10/100/1000 RJ-45 PoE/PoE+ Ports + 8 10/100/1000 RJ-45 Ports

Step 3A: Choose the Power Option for 24 Port PoE+ (6915-xy-ppt)

11 = IEC 320 Socket, Internal 100 - 240 VAC, 1000 Watt Power Supply, with Power Cord
59 = Direct DC terminal connector 46V to 57VDC

Step 3B: Choose the Power Option for 16 Port PoE+ (6915-xy-ppt)

31 = IEC 320 Socket, Internal 100 - 240 VAC 600 Watt Power Supply, with Power Cord
59 = Direct DC terminal connector 46V to 57VDC

Step 4: Choose the Operating Temperature Range Option (6915-xy-ppt)

<leave blank> = Commercial temperature (0 to 50°C)
W = Wide temperature (-40 to 60°C)
Z = Extended temperature (-40 to 75°C)

*Contact Omnitron about the availability of the 2xRJ-45 model

PoE Power Budget				
Power Option (-pp)	11	31	59	
Number of PoE+ Ports (-y)	24 ports	16 ports	24 ports	16 ports
Power Needed (watts)	720 watts	480 watts	720 watts	480 watts
Power Available (watts)	Full Power is available with this option		Customer provides input power requirements	

AC/DC Adapter Temperature - Total Available Wattage to RJ-45 Ports						
RJ-45 Ports	Watts Required	40°C	50°C	60°C	70°C	75°C
16 (Power Option 31)	480 watts	Full Power	Full Power	Full Power	Full Power	Full Power
24 (Power Option 11)	720 watts	Full Power	Full Power	Full Power	600 watts	520 watts

ACCESSORIES

Model Number	Description
8092-1	19" Rack Mount Kit (included with chassis)
8092-2	23" Rack Mount Kit
8092-3	ETSI Rack Mounting Kit



©2026 Omnitron Systems Technology, Inc. FlexSwitch is a registered trademark of Omnitron Systems Technology, Inc. Trademarks are owned by their respective companies. Specifications subject to change without notice. All rights reserved.

